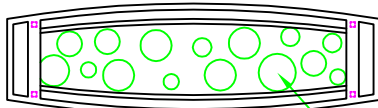


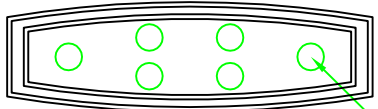
Location:

Product #: PL2289



TOP VIEW
(NOT TO SCALE)

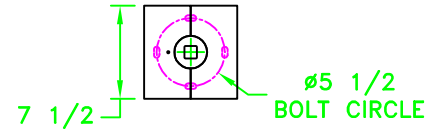
GLASS CYLINDER
DIAMETERS / QTY:
5" - QTY 3
4" - QTY 3
3" - QTY 5
2 1/4" - QTY 4
HEIGHTS VARY



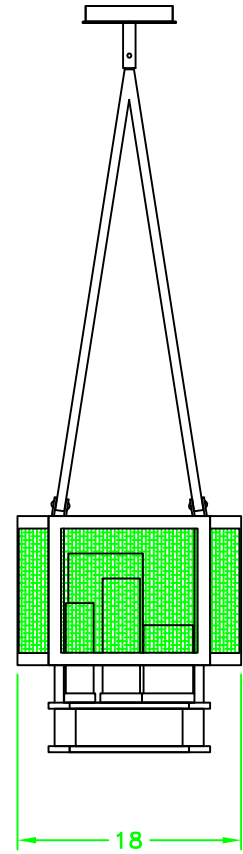
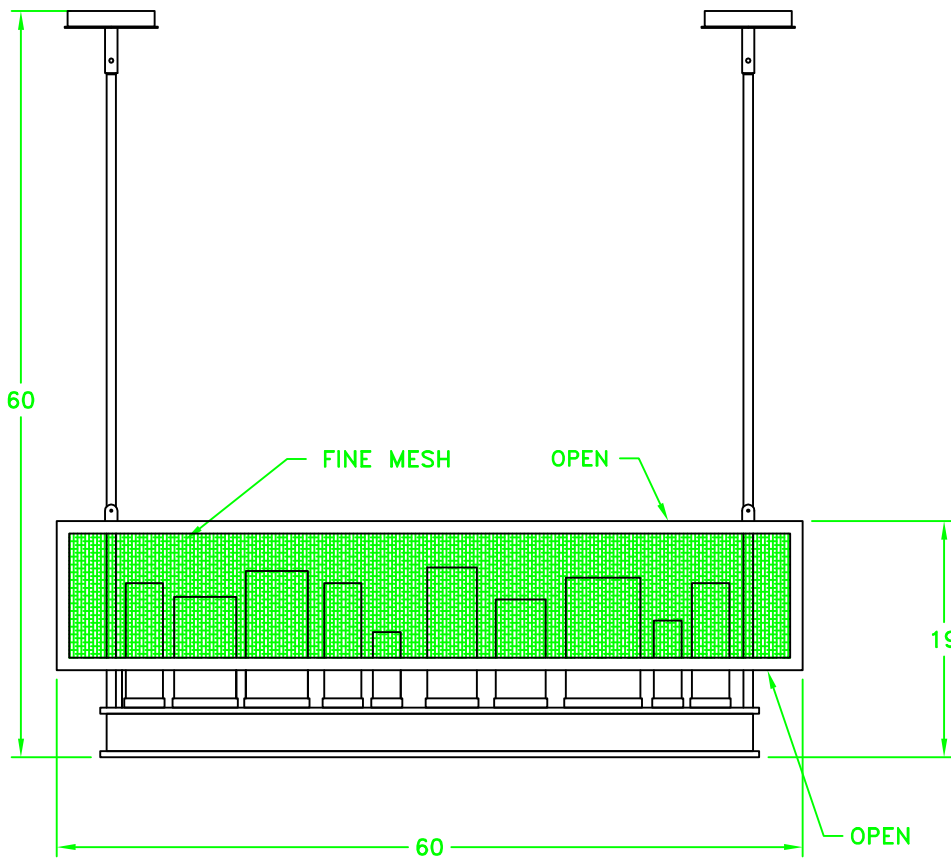
BOTTOM VIEW
(NOT TO SCALE)

UP LIGHTS
15-60 WATT CANDELABRA BASE
ON SINGLE CIRCUIT

DOWN LIGHTS
6-60 WATT MR-16
ON SEPARATE CIRCUIT



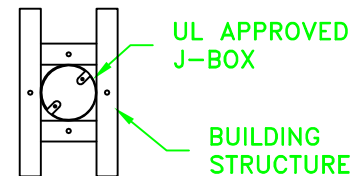
CANOPY
(QTY:2)



Visit hammerton.com for product options and specifications.

Mounting Style: A	Electrical Type: INCANDESCENT
Approximate lbs.: 290	Bulb Qty: SEE Wattage: NOTE
Finish: SEE WEB SITE FOR OPTIONS	Voltage: 120
Top Diffuser: N/A	Socket Type: SEE NOTES
Bottom Diffuser: N/A	UL Location: DRY

Mounting Detail



CAUTION

HARDWARE PACKET "A"
MOUNTS DIRECTLY TO
BUILDING STRUCTURE.

All fixtures created by Hammerton are handcrafted by artisans. Dimensions may vary up to 7/8".

©Copyright 2013. All rights in design, detail or invention of this drawing are reserved as the property of Hammerton. Any imitation or adaptation without written consent is strictly prohibited.